

EACOP TANZANIA

UPDATES



**UNLOCKING
EAST AFRICA'S
POTENTIAL**

CONTENTS

03	INTRODUCTION	
04	CONSTRUCTION	
06	LAND & SOCIAL	
	LAND ACQUISITION UPDATES	6
	Compensation Agreements Signing	6
	Transitional Support Services	7
	Pipeline Relocation Assessment and Support.....	8
	Handover of Replacement Houses	9
	Pipeline Grave Removal	10
	Pipeline Cadastral Survey	10
	LIVELIHOOD RESTORATION	11
	Priority Area Progress	11
	Land Preparation and Planting, Maize improvement and Crops diversification.....	11
	Poultry Production, Livestock husbandry and beekeeping practices.....	12
	Pipeline Progress: Land Preparation, Lime And Dap Application, Planting Training.....	13
	Marine Storage Terminal (MST): Progress.....	13
	REPLACEMENT HOUSING	14
	STAKEHOLDER ENGAGEMENT – GOVERNMENT AND COMMUNITY	15
	High-level CSO Engagement	16
	Engagements with Vulnerable Ethnic Groups Self-Identifying as Indigenous People.....	16
	Grievance Management	17
	EACOP Toll free number	17
18	HEALTH, SAFETY AND ENVIRONMENT	
	ENVIRONMENTAL AND BIODIVERSITY	18
	Preserving Critical Habitat for Threatened Marine Species: The Endangered Indian Ocean Humpback Dolphin	18
	eDNA Research Conducted within Tanga Bay	19
20	REGULATORY COMPLIANCE	
	Permitting in Tanzania	21
	Regulatory Compliance and Assurance.....	21
22	LOCAL CONTENT	



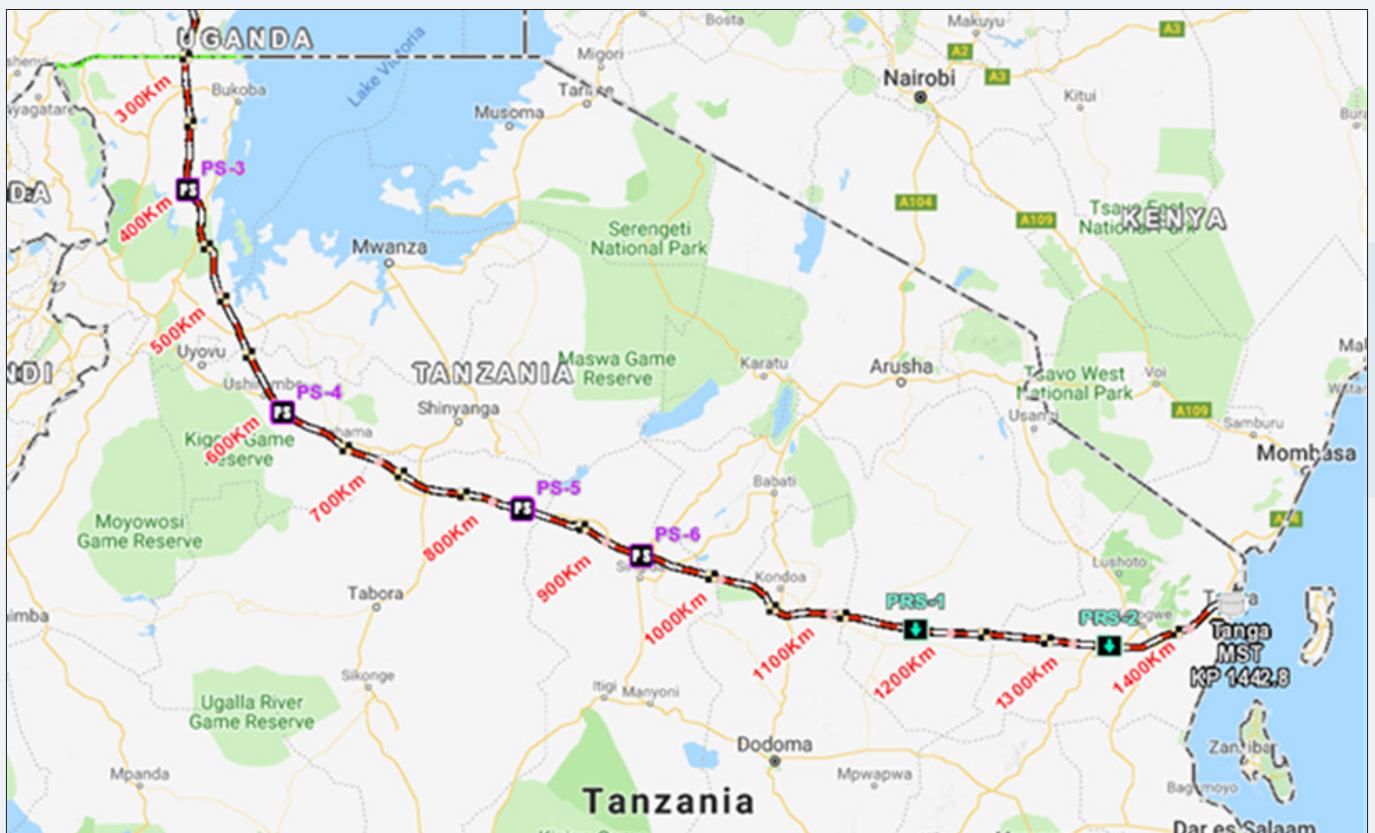
INTRODUCTION

East African Crude Oil Pipeline (EACOP) Ltd, was legally established in February 2022 as the special purpose company that will construct and operate the buried 1,443km long, East African Crude Oil Pipeline starting in Kabaale, in Uganda’s Hoima District and ending in a Marine Terminal on the Chongoleani Peninsula near Tanga port in Tanzania. EACOP Ltd shareholders are, TotalEnergies 62%, Uganda National Oil Company (UNOC) 15%, Tanzania Petroleum Development Corporation (TPDC) 15% and CNOOC 8%. In Uganda, the pipeline 296km long will traverse 10 districts and 25 sub countries. In Tanzania, the pipeline, 1,147km long will traverse 8 regions and 25 districts. 80% of the pipeline route thus lied in Tanzania.

This newsletter aims to provide the Reginal Authorities, District, Towns and City Councils that host the EACOP in Tanzania with a status report on ongoing activities as of October 2023. The objective is to inform on the current field activities, facilitating engagement and keeping the Regional Authorities informed.



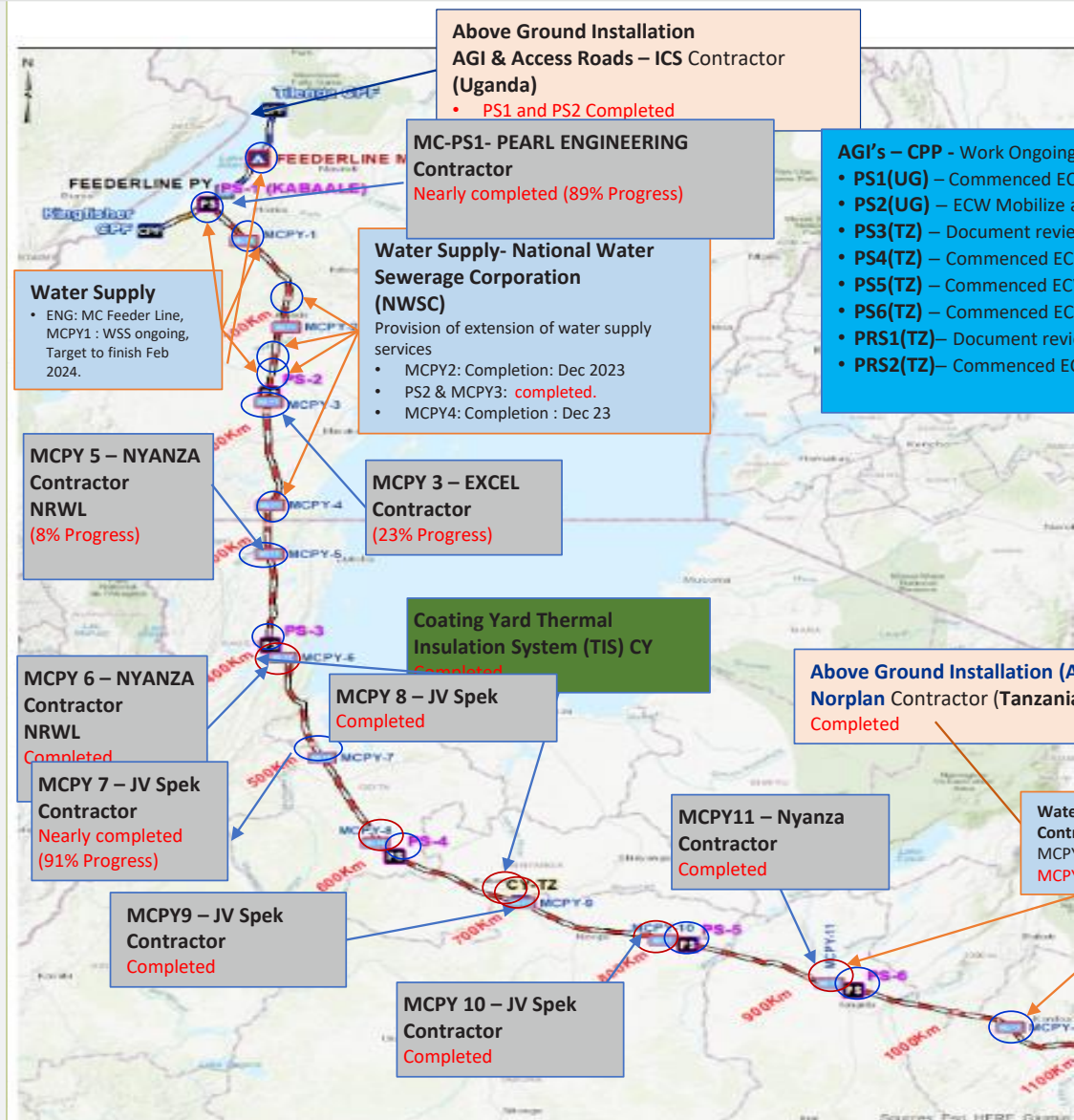
Pipeline Route



Location of EACOP pipeline route and permanent Above Ground Installations (AGIs) (PS: Pumping Stations, PRS: Pressure Reduction Stations, MST: Marine Storage Terminal)

PROJECT CONSTRUCTION

Project progress highlights as of October 2023



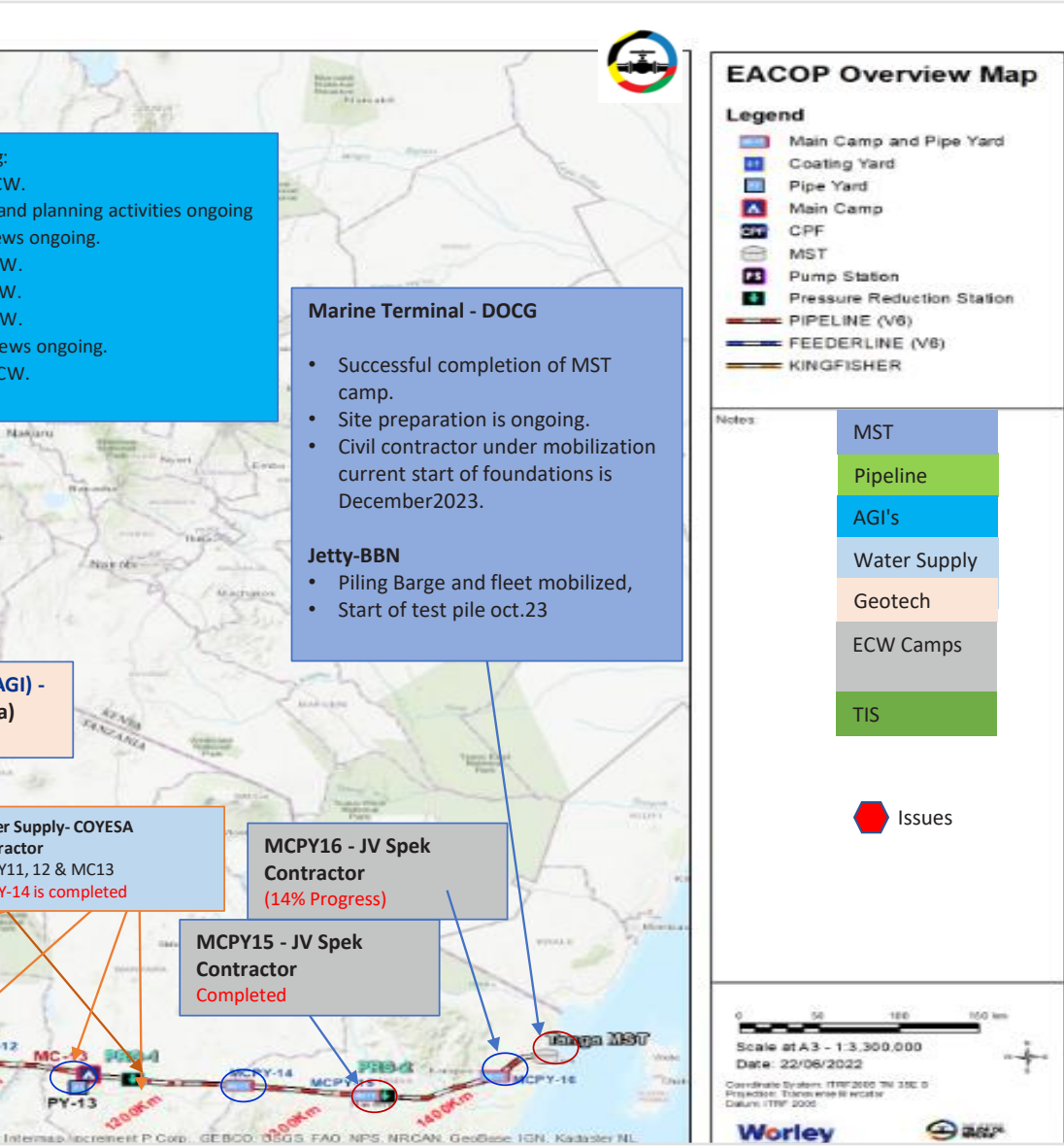
Pipeline, Early Civil Works (ECW) of the Main Camps and Pipeyards (MCPY)

- CPP Pipeline Crossings Survey (57 sites) continues, completion in November 2023.
- CPP Kagera River Horizontal Directional Drilling (HDD) Survey continues, completion in November 2023.
- Project Lot 2 Main Line Block Valve (MLBV) access road survey completed October.
- JV Spek Early Civil Works (ECW) MCPY-16 started October 2023
- CPP MCPY-15 camp construction started.
- ECW MCPY-11 completed, site to be handed over to CPP early November 2023.
- ECW MCPY-10, 09, 08 & 06 is completed, all sites handed over to CPP.
- JV Spek ECW MCPY-07 continues, completion in December 2023
- Nyanza Roads ECW MCPY-05 continues, completion in January 2024.
- Cultural Heritage inductions by COMPANY Cultural Heritage Lead at MCPY-15 as part of pre-work start inductions.

- CPP courtesy calls with Regional, District, and Ward authorities, and start of routine community engagements at village and hamlets at MCPY-15 activities. All engagements led by CPP with COMPANY support.

Above Ground Installation (AGI): Pump Stations (PS) & Pressure Reduction Stations (PRS)

- CPP start PS 5 (Igunga) early civil works site clearance activities
- CPP start PRS 2 (Handeni) early civil works site clearance activities
- CPP mobilise to PS4 (Bukombe) for early civil works site clearance activities
- CPP mobilise to PS6 (Sngida) for early civil works site clearance activities
- Cultural Heritage inductions by COMPANY Cultural Heritage Lead at these AGI as part of pre-work start inductions.
- CPP courtesy calls with Regional, District, and Ward authorities, and start of routine community engagements at village and hamlets at AGI activities. All engagements led by CPP with COMPANY support.
- CPP local workforce recruitment started at PS5, PRS-2, MCPY-15 and will start at PS4 and PS6 in November.



and planning activities ongoing
works ongoing.

Marine Terminal - DOCG

- Successful completion of MST camp.
- Site preparation is ongoing.
- Civil contractor under mobilization current start of foundations is December 2023.

Jetty-BBN

- Piling Barge and fleet mobilized,
- Start of test pile oct.23

AGI -
a)

er Supply- COYESA
ractor
Y11, 12 & MC13
Y-14 is completed

MCPY16 - JV Spek Contractor
(14% Progress)

MCPY15 - JV Spek Contractor
Completed

Thermal Insulation System (TIS) - the Coating Yard facility.

- WASCO ISOAF continues preparation of the pipe coating facility at the TIS to receive the future pipe for coating, night shift work will start to support this activity.
- WASCO ISOAF continues construction of the TIS camp facilities, utilities and services to accommodate the TIS workforce and manage the coating yard operations.
- WASCO ISOAF community awareness raising on road safety and snake awareness (by TASCEA), providing training to communities on the community based social and environmental monitoring.
- WASCO ISOAF continue routine engagements with all communities within their area of direct influence, with COMPANY support.

Main Storage Tanks & Terminals (MST)

- DOCG continues site preparation for the main construction phase.
- DOCG and COMPANY MST Site representatives now based at the DOCG MST construction camp.

- DOCG continues routine engagements with all communities at the Chongoleani peninsula communities with COMPANY support, in collaboration with BBN (Jetty construction Contractor) to promote information sharing and collaboration on EACOP construction activities at MST and Jetty for impacted communities.
- Visit by Traditional Leaders to the MST site 23 October.

Jetty

- BBN started marine test piling activities at the agreed locations. BBN are based at Tanga Port facility.
- BBN completed local recruitment of workers that successfully completed marine training for working on BBN vessels during jetty construction.
- BBN engaging Chongoleani peninsula communities on the marine operations activities, awareness of BBN marine environmental management during test piling and marine operations is especially important for the fishermen of Putini and Chongoleani.



LAND & SOCIAL

LAND ACQUISITION UPDATES

Compensation Agreements Signing

Revised metrics have been issued, with 6 additional PAPs, mostly due to new grave owners. Now, the number of Pipeline PAPs has changed from 9,508 to 9,514.

As of October 2023, 9,433 out of 9,514 (99%) pipeline PAPs have completed compensation agreement signing and all have been paid the compensation.

There are 81 Pipeline PAPs who have not signed their compensation agreements for several reasons, most of them are absent or unknown. For these PAPs compensation money will be held in an escrow account until claims are confirmed.

Progress Metrics: Compensation Agreements signing (Pipeline and Above Ground Installations)

Region	Number of PAPs Economically Displaced and Physically Displaced	Number of Compensation Agreement Signed (Pipeline & Above Ground Installations)	Unsigned Compensation Agreements. (Pipeline & Above Ground Installations)	Number of Paid PAPs (Pipeline & Above Ground Installations)
Kagera	2,316	2,306	10	2,306
Geita	1,468	1,455	13	1,455
Shinyanga	619	609	10	609
Tabora	945	938	7	938
Singida	1,296	1,287	9	1,287
Dodoma	816	810	6	810
Manyara	474	468	6	468
Tanga	1,580	1,560	20	1,560
Total	9,514	9,433	81	9,433

Transitional Support Services

The Pipeline Transitional support services delivery strategy has been reviewed, and a combined hybrid option (food baskets and cash transfer) has been adopted. With this new strategy, the distribution of transitional support as per eligibility categories will be as follows:

- Highly impacted PAHs eligible for 12-month support will receive 4 months actual food baskets and 8 months cash allowances.
- Partially impacted PAHs eligible for 6-month support will receive 2 months actual food baskets and 4 months cash allowances.

The PPL TSS delivery strategy has been aligned to the agricultural calendar to make sure that PAPs receive actual food baskets in the hunger period mainly during planting season and not the months after the harvest to avoid Project Affected Households tempted to sell food. Cash allowances to be provided in the period prior to harvesting.



Food basket distribution in zone 1 and 2 regions

The food basket deliveries will be staggered across the hunger months, with cash transfers in between to ensure eligible households are food secure during the transitional period once access to their land has been lost.

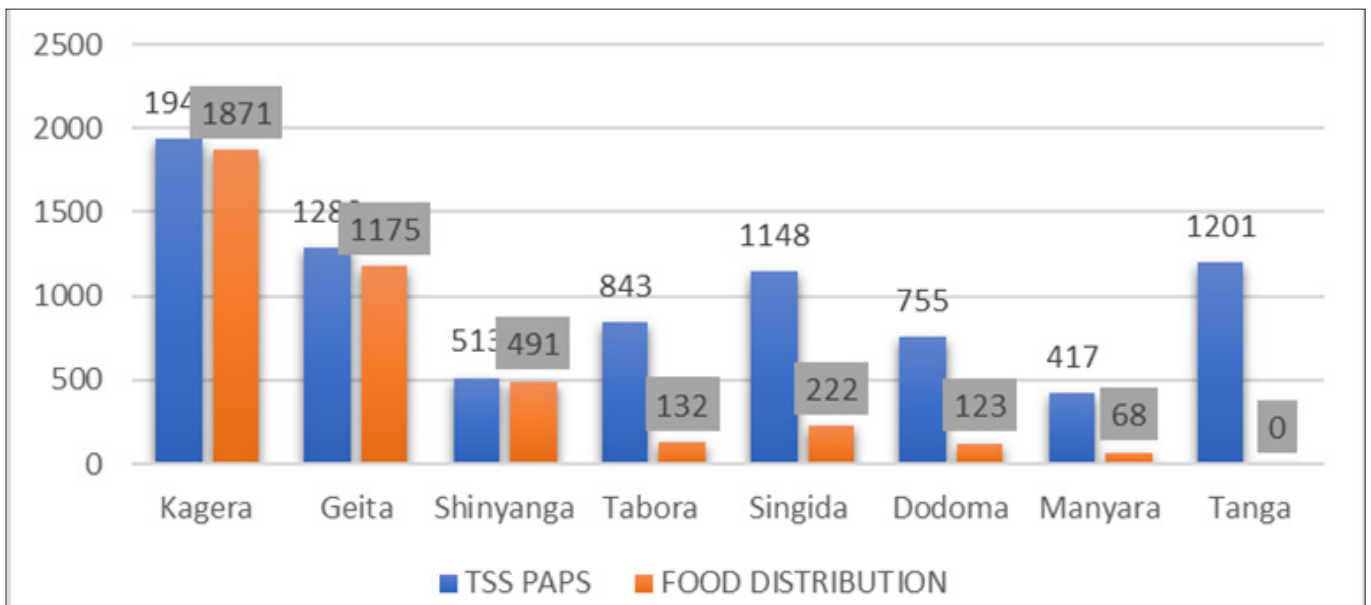
The distribution of transitional support for Pipeline is divided into three zones: Zone 1 (Kagera, Geita, and Shinyanga regions), Zone 2 (Tabora, Singida, Dodoma and Manyara regions), Zone 3 (Tanga region).

The Transitional support services has commenced in October 2023. First round food basket distribution has been completed in Zone 1 regions (Kagera, Geita and Shinyanga regions). The exercise is ongoing in zone 2 regions (Tabora, Singida, Dodoma, and Manyara regions). A total of 4,082 Project Affected Households

have received their first-round food baskets distribution. Zone 3 actual food basket distribution to commence in December 2023. Biometric registration ongoing in zone 3 (Tanga region).


Cash allowances transfers to start in the last week of November 2023 for zone 1 and zone 3 regions.

Pipeline TSS Food Distribution - 1st Round



Pipeline Relocation Assessment and Support

As of October 2023, 9,478 of 9,514 Pipeline PAPs have completed relocating from the project area while, 36 PAPs have not yet completed relocating from the project area, 26/36 are waiting for completion of replacement houses, 10 are waiting for additional relocation support.



9,478
completed relocations

Relocation support updates

RELOCATION PROGRESS				
S/NO.	Regions	PAPS	Completed relocation	% Progress
1	Kagera	2,316	2,316	100%
2	Geita	1,468	1,467	100%
3	Shinyanga	619	612	99%
4	Tabora	945	944	100%
5	Singida	1,296	1,295	100%
6	Dodoma	816	816	100%
7	Manyara	474	464	98%
8	Tanga	1,580	1,564	99%
Total		9,514	9,478	99%

Handover of Replacement Houses

As of October 2023, 237 out of 263 physically displaced PAPs who selected replacement houses (RH) have received and completed relocating to their new replacement houses.



Replacement Housing, Handover progress.

S/NO.	Regions	No of Physically Displaced PAPs	PAPs relocated to Replacement Houses.	% Progress
1	Kagera	106	106	100%
2	Geita	23	23	100%
3	Shinyanga	10	10	100%
4	Tabora	15	15	100%
5	Singida	27	27	100%
6	Dodoma	17	17	100%
7	Manyara	24	14	63%
8	Tanga	41	25	61%
Total		263	237	90%

Pipeline Grave Removal

As of October 2023, 1,083 out of 1,087 (99.6%) Pipeline Graves have been removed. 4 graves confirmed as not removed due to: 1 grave avoided so to be removed from figures, 1 incomplete ritual performance in Geita, 1 family conflict in Singida over the impacted assets including grave, 1 unpaid compensation for grave in Muleba

At some locations human remains could not be identified, in these cases soil was relocated, and ceremonies followed. The GIS coordinates of the locations are shared with the construction team for extra vigilance during the construction process in case human remains are discovered during land clearing.

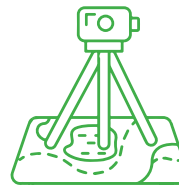


1,083
Pipeline graves have been relocated to sites selected by grave owners.

Pipeline Cadastral Survey

The Ministry of Land Housing and Human Settlement Development (MLHSD) and Tanzania Petroleum Development Corporation (TPDC) with the support of EACOP personnel are conducting a Cadastral survey exercise in all regions. The exercise commenced in Singida and will cover all regions traversed by EACOP (Kagera, Geita, Shinyanga, Tabora, Singida, Tanga, Dodoma and Manyara).

A total of 1,142 km out of 1,147 km (99%) have been completed in all regions. See the table below ;



1,142 km
Cadastral surveys achieved

Pipeline Cadastral Survey metrics

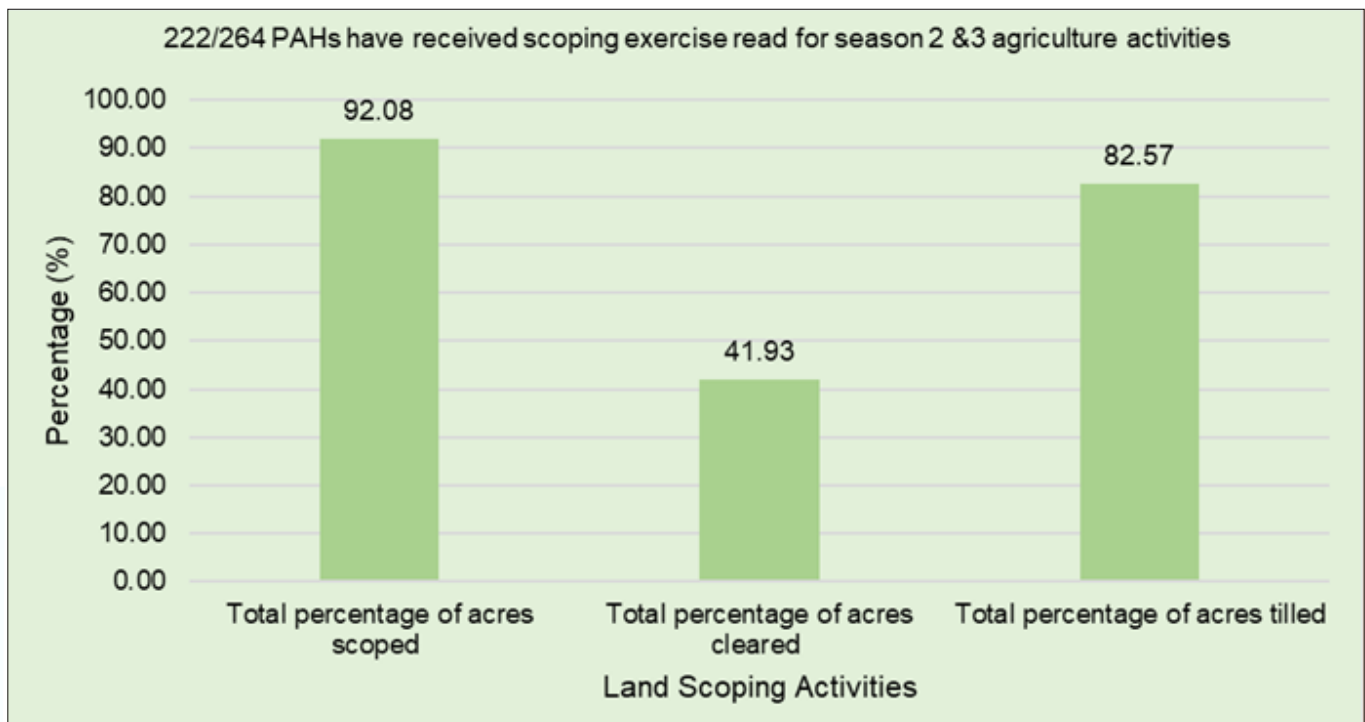
S/N	Region	Total Km to be Covered	Cadastral Survey achieved(in km)	Percentage
1	Kagera	175	174.58	100%
2	Geita	171	171	100%
3	Shinyanga	54	54.2	100%
4	Tabora	149	144.58	97%
5	Singida	144	144.01	100%
6	Dodoma	109	109	100%
7	Manyara	135	135	100%
8	Tanga	210	210	100%
Total		1,147	1,142	99%

LIVELIHOOD RESTORATION

Priority Area Progress

LRA 1-3: Land Preparation and Planting, Maize improvement and Crops diversification

As of October 2023, 222/264, which is 84% of the eligible PAHs for LR (Livelihood Restoration) support benefited from training on climate friendly agricultural practices, notably on land preparation, maize improvement and crop diversification. Most PAPs have adopted these practices, and their plants are growing healthy.



EACOP has provided support to Project-Affected Households (PAHs) for seasonal agricultural activities for Priority Areas (PAs). Except for Main Camp Pipe Yard and Coating Yard 701, most PAHs are currently in season 2, while the latter two are in season 3. These households have received support in the scoping exercise to

determine crop preferences in preparation for planting. In the Kagera region, (MCPY 05,06), PAHs have already commenced planting as the rains have begun. The scoping exercise is ongoing to other MCPYs.

LRA 4-6: Poultry Production, Livestock husbandry and beekeeping practices

Knowledge on Poultry Improvements Practices (LRA 4):

EACOP has been implementing the Livelihoods Restoration Programme (LRP) for households affected by the pipeline, above ground installations (AGI), and the Marine Storage Terminal (MST) site. LRP encompasses various Livelihood Restoration Activities (LRAs) grouped into LRA 1-6. The implementation of LRAs for eligible Project-Affected Households (PAHs) focuses on enhancing their livelihoods beyond pre-project levels. EACOP has equipped and empowered eligible Project Affected Households in 12 areas. (PAs) with the knowledge and skills necessary for managing and implementing Livelihood Restoration Activities (LRA 4-6). The total number of eligible PAHs for LRAs 4-6 is 340.

Out of these, 338 PAHs have undergone scoping and benefited, while two PAHs are missing for various reasons. In response, EACOP, through LRP staff, has opted to assess the implementation of LRAs 4-6 in all PAs to pinpoint areas for improvement. The assessment aims to interview 338 PAHs from all PAs, with 304 expressing a preference for poultry, 32 for livestock, and 2 for beekeeping. Most PAHs interviewed (274 out of 288, 95%) displayed a clear improvement in their knowledge and had adopted best practices related to poultry management.

PAHs demonstrated a commendable understanding of hygiene management, timely feed provision, nest preparation, among other practices. Notably, some PAHs had incorporated the use of herbal treatments for their chickens.



PAP Constantia Kapaya chicken at MCPY 5.

LRA 4-6: Poultry Production, Livestock husbandry and beekeeping practices

During the assessment, when PAHs questioned about the impact of the training on better husbandry practices, they received PAPs overwhelmingly acknowledged its value. Out of 30 respondents, an impressive 93% (28 individuals) affirmed that the training significantly added value to their animal husbandry activities, while a minority of 7% (2 individuals) reported otherwise with a 'NO' response." During the assessment, a notable observation was made regarding the completion of training on LRA5 by PAPs. An impressive 93% successfully completed the training, expressing appreciation for the trainer. Conversely, 7% did not complete the training, citing reasons such as other duties, illness, and a lack of information about the training sessions. Pregnant cow witnessed after artificial insemination: out of 91 (15 where positively diagnosed for pregnancy)



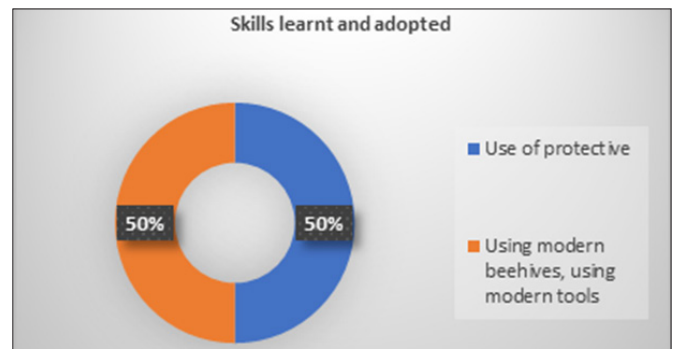
Conceived cow (AI) of Kashindye Sungu Kulwa at MCPY 9.

Improved Beekeeping Practices (LRA 6)

LRA 6 aims to enhance the existing beekeeping skills of PAHs, empowering them to manage their small projects as enterprises that provide sustainable solutions. The objective is to equip Project Affected Households with enabling skills for adopting improved beekeeping production practices, enhancing resilience to shocks, and bolstering food security. PAHs will be encouraged to reinvest profits gained from the sales of beekeeping products into their enterprises. The report will present the outcomes and findings, accompanied by recommendations.

PAHs with colonized beehives and adopted skills

During assessment all 2 PAPs opted for LRA 6 were interviewed, where it was found that among four beehives provided 50% were colonized and 50% were not colonized. PAPs were asked which training was more useful on LRA 6, Where their response clearly showed that it added value and as per graph below 50% said honey packaging, proper use of gears and hygiene while 50% mentioned proper harvesting, honey extraction and filtering.



Pipeline Progress: Land Preparation, Lime and DAP Application and Planting Training



884/1,527 PAHs have received inputs for season 1,139 who planted earlier have started to witness the progress on their farms.

Marine Storage Terminal (MST): Progress

Livelihoods improvement at Marine Storage Terminal in progress, planting of cassava to 18 PAHs in progress, preparation of kitchen garden to 29 PAHs in progress.



The photos above depict the efforts made by EACOP in restoring the livelihoods of households at MST. This includes the establishment of a vertical kitchen garden, preparation, monitoring and inspection of cassava planting.

REPLACEMENT HOUSING

- A total of 284 of 296 houses are complete and have been handed over to their respective PAPs with a global construction progress at 97%
- Replacement houses have been fully constructed in regions of Kagera, Geita, Shinyanga, Tabora, Singida, Dodoma and Manyara
- As of date, a total of 940 continuous kilometres of pipeline have been cleared of all housing activities.
- An additional 57 kilometres, which are not in continuous succession, have been cleared of all housing-related activities.



284
houses have
been handed over

Notable progress in the month of October 2023 includes:

- The handover of 28 houses to their respective PAPs
- Completion of house construction in Dodoma and Manyara regions.
- Look ahead for the month of November, is to complete and handover 12 last houses in Tanga region.
- The projection is to wrap up construction of the remaining 12 houses by the 23rd of November 2023.

Pipeline Replacement Housing Construction

No of Work Packages		7			No. of PAPS	263
Total No. of Structures		838			No. of Houses	296
S/No	Work Package (WP)	Pipeline Region	No. of PAPS	No. of Houses	Houses Handed Over	No of PAPS Handed Over
1	WP-1	Kagera North	40	41	41	40
2	WP-2	Kagera South	64	67	67	64
3	WP-3	Geita Region	25	28	28	25
4	WP-4	Shinyanga Region, Tabora Region	25	29	29	25
5	WP-5	Singida Region	27	38	38	27
6	WP-6	Dodoma Region, Manyara Region	42	50	50	42
7	WP-7	Tanga Region	40	43	31	30
TOTAL			263	296	284	253

STAKEHOLDER ENGAGEMENT – GOVERNMENT AND COMMUNITY

A total of 334 meetings were held in various communities, bringing together 7,125 stakeholders out of whom 36% were women. 182 engagement meetings were held with authority from the region to the village level. These meetings reached 817 stakeholders of whom 181 were women. 152 meetings were held at the community level which reached 6,308 stakeholders of whom 2,383 were women.

The focus of engagement was on general project status updates, supporting different field activities including courtesy meetings to introduce CPP teams

at regional, district, ward and village levels, in areas where camp construction is due to start soon example MCPY 15 Handeni Tanga. Engagements supporting RAP activities such as the ongoing pipeline cadastral Survey, Transitional Support Services (TSS), and Biometric registration.

In October, EACOP's social team continued its efforts to engage with various groups of stakeholders in the project-affected communities (PAC). Some of these stakeholders include religious leaders, NGOs as well as small business owners.

Stakeholders Engagement Cumulative Data October 2023

	Area/ Level	Meetings	Number of Pax	Women Pax	% Women
A	Regional	19	176	43	-
B	District	67	289	68	0
C	Ward Authority	18	98	27	
D	Village Authority (VDC, VEO, VC, Village Committees)	78	254	43	
E	Meeting with Authority (A+B+C+D)	182	817	181	22
F	PAC (Village Assembly, Small Group, FGD)	89	4,963	1,948	
G	PAP& Individual Meeting	63	1,345	435	
H	Community (F+G)	152	6,308	2,383	38
	Total (E+H)	334	7,125	2,564	36

High-Level Civil Society Organization Engagement

EACOP was honored to participate in the largest gathering of civil societies in Tanzania. The CSO week sets the stage for different actors from both the public and private sectors, for high-level conventions on development in Tanzania. This year's event focused on the role of technology and the impact it has on society, both now and in the near future.

An estimated 1,000 people from the public and private sectors participated in the various interactive sessions, both physically and through online platforms. More than 120 national civil societies and non-state organizations.

Engagements with Vulnerable Ethnic Groups Self-Identifying as Indigenous People

Twenty-five meetings were held with Vulnerable Ethnic Groups self-identifying as Indigenous People where four hundred thirty-four stakeholders were reached of whom 134 (29%) were women. Among those meetings, one was the quarter-three traditional leaders meeting which was held in Arusha between 26th and 28th October.

The quarterly traditional leaders meeting was preceded by a trip to Tanga in which fifteen traditional leaders, NGO representatives from UCRT, Pingos Forum and Paicodeo, two advisors and district focal persons from

Handeni, Kilindi, Simanjiro, Kiteto, Kondoa, Hanang and Igunga, visited the MST, Jetty area and a few replacement houses.

Apart from general project update, the traditional leaders were capacitated on TSS, Zero Harm safety Cultures, project Induced Immigration as well as Human Rights. Three NGOs (UCRT, Paicodeo & Pingos Forum) supporting capacity building of this group together with advisors attended the meeting.

Below is the summary of October Vulnerable Ethnic Groups Engagement at different level

Area/ Level	Meetings	Number of Pax	Women Pax
A. Regional	1	111	29
B. District	1	2	0
C. Ward Authority	2	3	2
D. Village Authority (VDC, VEO, VC, Village Committees) (A+B+C+D)	4	9	1
E. Meeting with Authority	8	125	32
F. PAC (Village Assembly, Small Group, FGD)	17	339	102
G. PAP& Individual Meeting	0	0	0
H. Community (F+G)	17	339	102
I. Total (E+H)	25	464	134

Source: Stakeholders Data Collection Tool



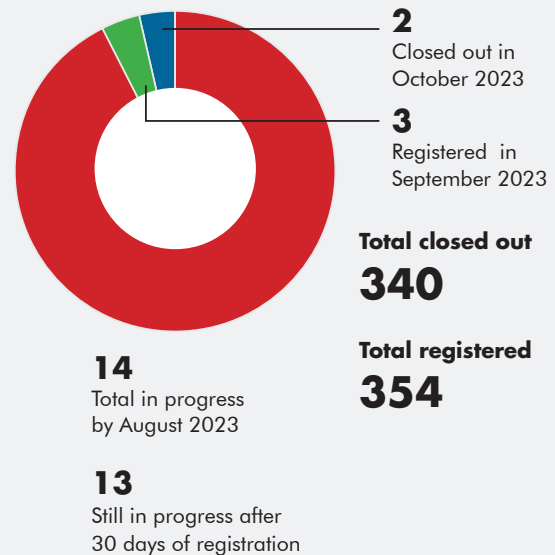
Traditional Leaders Visit at EACOP Foundation Stone



BBN staffs pose in a photo with Taturu & Akie Ladies at a Tanga Port during the Visit

Grievance Management

In October No grievance was recorded, however, we did manage to close two grievances one related to the RAP implementation process and the other one on payment of service levy. Communities are always reminded of EACOP's grievance procedure during broader engagement sessions facilitated by social teams as well as during other ongoing field activities.

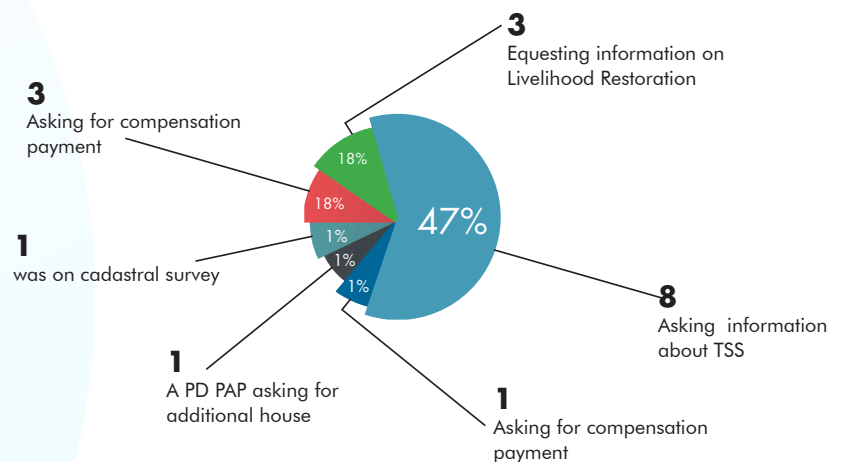


EACOP Toll free number



17

Calls received





HEALTH, SOCIAL AND ENVIRONMENT.

ENVIRONMENTAL AND BIODIVERSITY

Preserving Critical Habitat for Threatened Marine Species: The Endangered Indian Ocean Humpback Dolphin

Dr Gill Braulik, Senior Research Fellow at the University of St Andrews and Deputy Chair of the Marine Mammal Protected Areas Task Force, and her team of local and international marine mammal experts, in October 2023 completed the second phase of Indian Ocean Humpback Dolphin survey which is fully sponsored by EACOP.

The survey aimed to provide an understanding of the distribution and habitat use of one of the world's most

threatened dolphins, the Indian Ocean humpback dolphin, in the coastal waters around Tanga. Using visual observations, acoustic monitoring and drones the team are starting to uncover previously unknown details of the habits of these illusive animals. Result obtained will be contributed to this species conservation within country and within the Indian Ocean region in general.

eDNA Research Conducted Within Tanga Bay

Between late October and early November, a survey using the metabarcoding of environmental DNA (eDNA) to study the biodiversity of coastal habitats, in particular seagrass beds and coral reefs, within the project seascape was conducted.

The survey aimed to assess the diversity and distribution of marine vertebrates, including marine mammals, turtles, teleosts, and elasmobranch fishes, in the area between Tanga in northern Tanzania and the southern Kenyan border.

Based on the DNA shredded by organisms in their environment, eDNA offers new possibilities to study rare, elusive and cryptic marine fauna. By sequencing the DNA contained in seawater samples, the species present in the immediate area, where the sample was collected, can be identified.

eDNA has proved successful in tracking endangered marine species and to produce more accurate and wider biodiversity assessments than classical census methods, particularly for reef fishes and elusive species.



Indian Ocean Humpback Dolphin within shallow water habitat



REGULATORY COMPLIANCE

Permitting in Tanzania

There are no blocking points; all required permits are in place for currently active sites.

Engagement with Tanzania Metrological Agency (TMA) was completed in Dodoma to address forecasted El Nino's impact on the EACOP project and mitigate risks.

Pre-Export Verification of Conformity (PVoC) Exemption Extension requested from Tanzania Bureau of Standards (TBS) and Ministry of Energy assisted all the Level 1 contractors and EACOP Limited in the Pre-Export Verification of Conformity process.

Clarification and guidance regarding borrow pits, abandoned pits, and batching plant permitting requirements were shared with Pipeline and Above Ground Contractor to make sure there were no blocking points.

Kagongwa to Thermal Insulation System (TIS) plant road works, diversion, clearing and grabbing, and temporary road sign installation are in progress.

Status of Permits in Tanzania as of October 2023.

S/N	Active Site	Location Area	Necessary Permits in Place
1	MCPY05	Kagera	YES
2	MCPY08	Geita	YES
3	MCPY10	Igunga	YES
4	MCPY15	Handeni	YES
5	PS3	Muleba	YES
6	PS4	Mbogwe	YES
7	PS5	Igunga	YES
8	PS6	Singida	YES
9	PRS1	Kiteto	YES
10	PRS2	Handeni	YES
11	Kagera River (HDD)	Kagera	YES

Regulatory Compliance and Assurance

The site compliance spot check started at the coating yard (CY) with the environmental audit team to track the permitting conditions and compliance status.

Coordination and alignment with various departments, such as environmental, social, legal, and HSE, is ongoing to ensure we are in compliance with all the requirements as per EACOP ESIA and international standards.



Compliance Site Spot Check at the Coating Yard, Sojo, Nzega



EAST AFRICAN
**CRUDE OIL
PIPELINE**

EACOP Internal Communications

Human Resources and Corporate Affairs Department
East African Crude Oil Pipeline (EACOP) Ltd.
Msasani Peninsula plot no 1403, block 1, house 7.
Brains Avenue, off chole road.
P.O.Box. 23139, Dar es Salam, Tanzania.
Email: infor.tz@eacop.com

©2023 All Rights Reserved.
No part of this publication should be reproduced, altered in a whole or part without prior written notice from the East African Crude Oil Pipeline Management.

